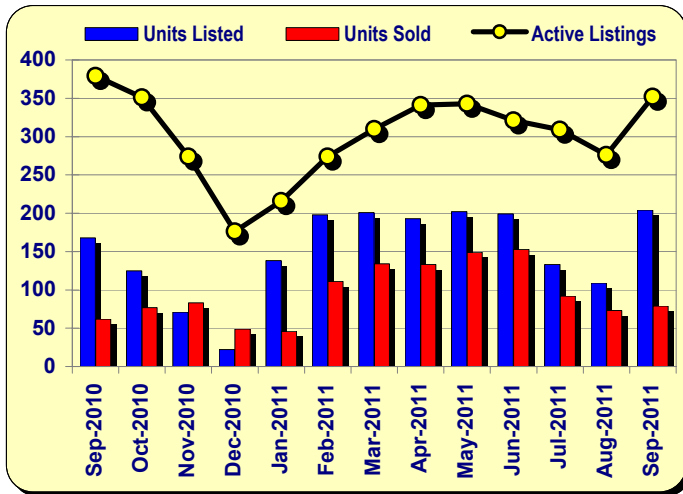
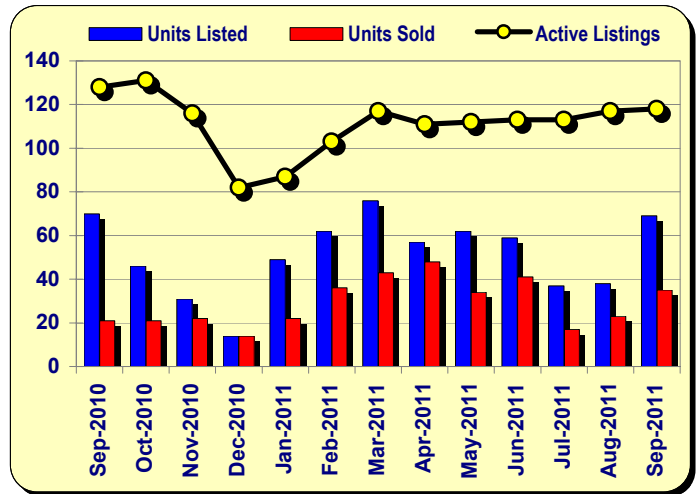


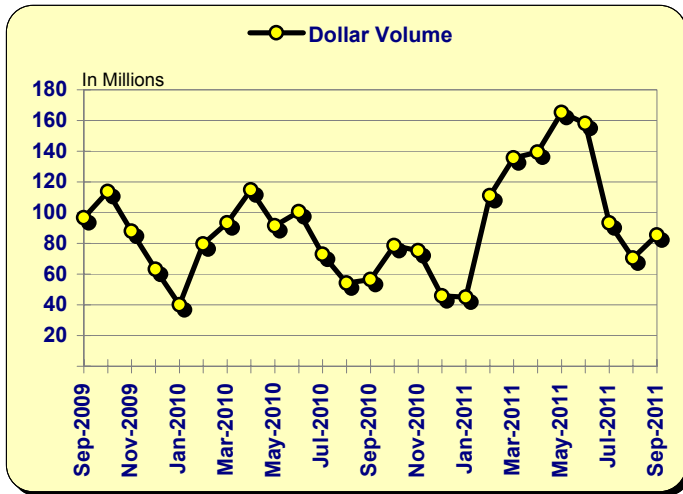
NORTH VANCOUVER - DETACHED



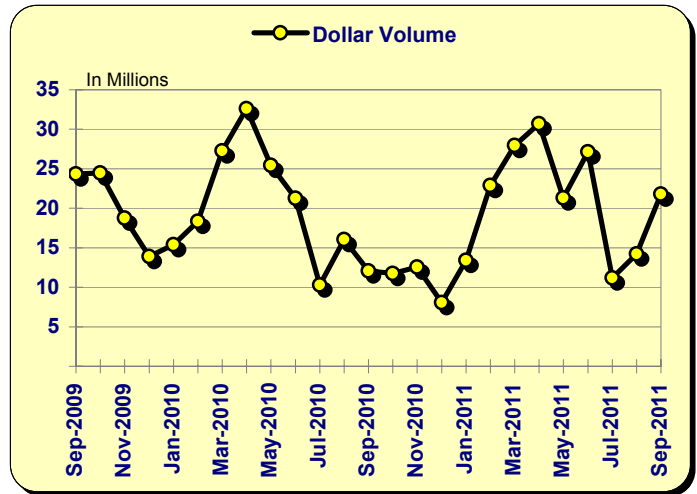
NORTH VANCOUVER - ATTACHED



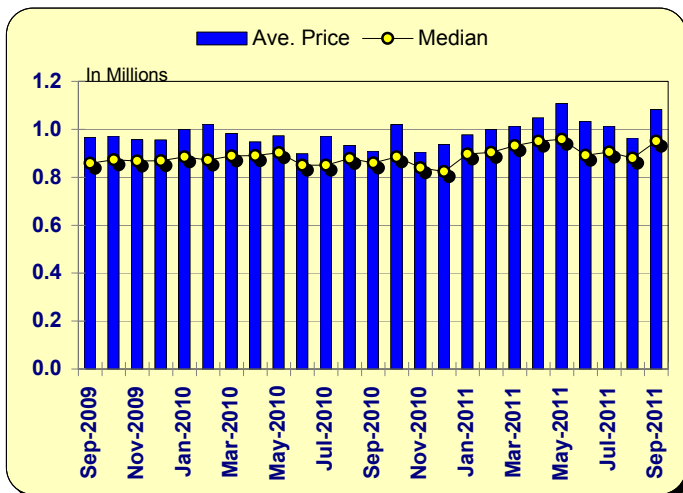
NORTH VANCOUVER - DETACHED



NORTH VANCOUVER - ATTACHED

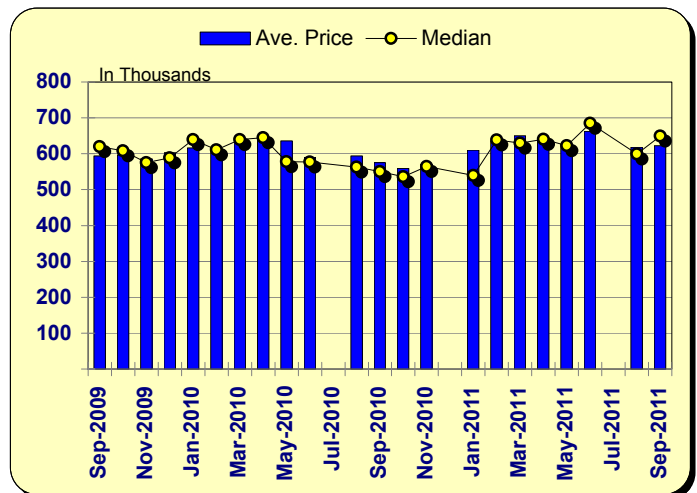


NORTH VANCOUVER - DETACHED



Months with less than 20 sales are not shown

NORTH VANCOUVER - ATTACHED

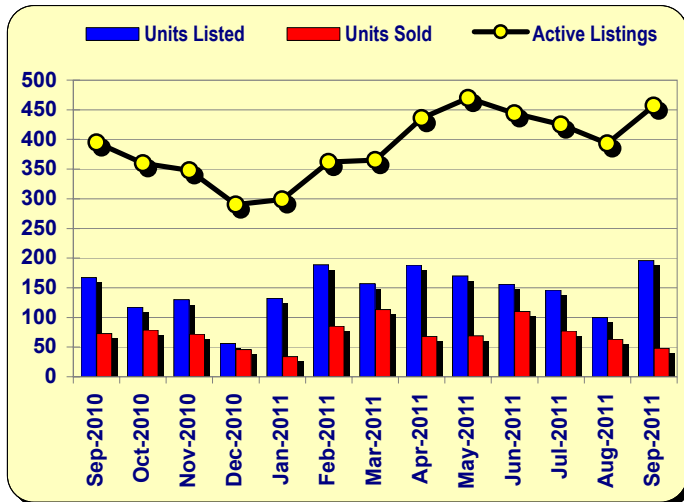


Months with less than 20 sales are not shown.

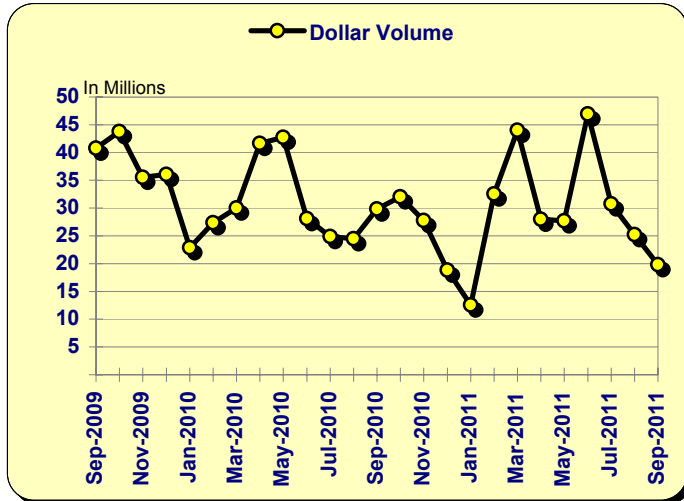


ABOVE INFORMATION IS FROM SOURCES BELIEVED RELIABLE BUT SHOULD NOT BE RELIED UPON WITHOUT VERIFICATION.
REAL ESTATE BOARD OF GREATER VANCOUVER ASSUMES NO RESPONSIBILITY FOR ITS ACCURACY.

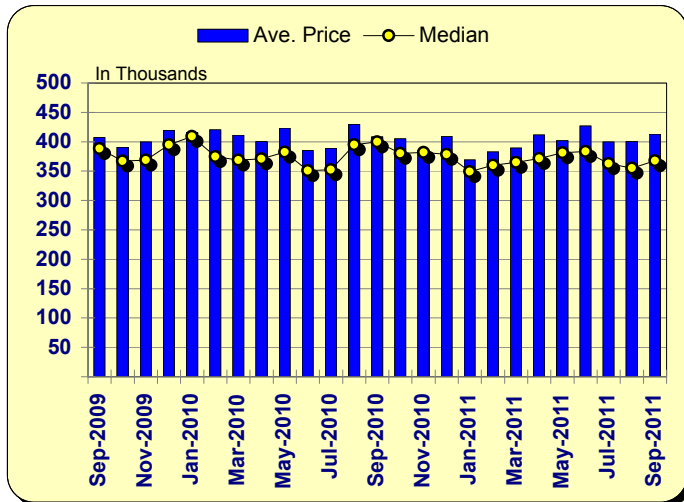
NORTH VANCOUVER - APARTMENT



NORTH VANCOUVER - APARTMENT



NORTH VANCOUVER - APARTMENT



Months with less than 20 sales are not shown.

NORTH VANCOUVER SALES JANUARY 1, 2011 - SEPTEMBER 30, 2011

PRICE RANGE	DET	ATT	APT	OTHER	TOTAL
UNDER \$100,000	1	0	0	0	1
100,000 - 199,999	0	0	8	0	8
200,000 - 299,999	2	1	148	0	151
300,000 - 399,999	0	12	266	0	278
400,000 - 499,999	1	44	127	0	172
500,000 - 599,999	6	71	67	0	144
600,000 - 699,999	76	86	23	0	185
700,000 - 799,999	153	47	12	0	212
800,000 - 899,999	200	22	7	0	229
900,000 - 999,999	149	11	3	0	163
1,000,000 - 1,099,999	85	2	0	0	87
1,100,000 - 1,199,999	86	3	0	0	89
1,200,000 - 1,299,999	55	2	1	0	58
1,300,000 - 1,399,999	48	0	0	0	48
1,400,000 - 1,499,999	27	0	0	0	27
1,500,000 - 1,599,999	18	0	1	0	19
1,600,000 - 1,699,999	17	0	1	0	18
1,700,000 - 1,799,999	8	0	0	0	8
1,800,000 - 1,899,999	8	0	0	0	8
1,900,000 - 1,999,999	6	0	0	0	6
2,000,000 - 2,099,999	5	0	0	0	5
2,100,000 - 2,199,999	8	0	1	0	9
2,200,000 - 2,299,999	1	0	1	0	2
2,300,000 - 2,399,999	1	0	0	0	1
2,400,000 - 2,499,999	2	0	0	0	2
2,500,000 - 2,599,999	2	0	0	0	2
2,600,000 - 2,699,999	0	0	0	0	0
2,700,000 - 2,799,999	0	0	0	0	0
2,800,000 - 2,899,999	0	0	0	0	0
2,900,000 - 2,999,999	0	0	0	0	0
3,000,000 +	5	0	0	0	5
TOTALS	970	301	666	0	1,937

Explanation of Median Sale Prices

The Average Prices "bar" graph also shows a "line" that shows the median price. The median price is shown on this graph because the median is only marginally affected by sales occurring at the lower or higher extremities.

To obtain a median price, all of the sales are arrayed in order of price. In the case of an even number of sales, the median is the highest price in the lower half of the group.

If the number of sales is an odd amount, the midpoint sales is taken as the median.

